



3008 SUV

Equipment & Technical Specifications



3008 SUV



EQUIPMENT

- STANDARD
- OPTIONAL
- UNAVAILABLE



ALLURE GT GT SPORT



ALLURE GT GT SPORT

BODYSTYLE

5 door SUV	●	●	●
------------	---	---	---

SAFETY

Advanced Grip Control® with Mud, Sand & Snow traction mode	●	–	–
Drive mode selector: Eco, Normal, Sport	●	●	●
Front Airbags: Driver & front passenger	●	●	●
Side Airbags: Driver & front passenger	●	●	●
Curtain airbags: First & second row	●	●	●
Safety Pack: Anti-lock Braking System (ABS)	●	●	●
Safety Pack: Electronic Braking Distribution (EBD)	●	●	●
Safety Pack: Blind Spot Detection (BSD)	●	●	●
Safety Pack: Emergency Braking Assistance (EBA)	●	●	●
Safety Pack: Electronic Stability Programme (ESP)	●	●	●
Safety Pack: Speed limit recognition and recommendation	●	●	●
Safety Pack: Advanced Driver Attention Alert (DAA3)	●	●	●
Safety Pack: Forward Collision Warning	●	●	●
Safety Pack: Lane Keeping Assistance (LKA)	●	●	●
Safety Pack: Lane Positioning Assist	–	● ¹	●
Safety Pack: Lane Departure Warning (LDW) system	●	●	●
Safety Pack: Road Edge Detection	●	●	●
Safety Pack: Autonomous Emergency Brake with low light cyclist & pedestrian detection	●	●	●
Safety Pack: High Beam Assist (HBA)	●	●	●
Electric child locking functionality on rear windows and doors	●	●	●

SAFETY

ISOFIX child seat fittings on outer rear seats	●	●	●
Seatbelt: Audible and visual alert when unfastened while moving	●	●	●
Seatbelt: Front & rear three-point retractable with pretensioner	●	●	●

COMFORT & CONVENIENCE

PEUGEOT i-Cockpit™: configurable 12.3" head-up digital instrument panel	●	●	●
10.0" high definition capacitive touch-screen	●	●	●
PEUGEOT i-Cockpit™: compact sports steering wheel	●	●	●
Parking sensors: Front and rear	●	●	●
360° vision reversing & front cameras	●	●	●
Semi autonomous parking assist (90° and parallel)	●	●	●
Keyless entry & push button start	●	●	●
Speed limiter function	●	●	●
Adaptive cruise control	●	● ¹	–
Adaptive Cruise Control with Stop & Go function	–	● ²	●
Steering mounted paddle gear shifter	●	●	●
Automatic dual zone climate control	●	●	●
Rear centre console ventilation system	●	●	●
Height & reach adjustable steering column	●	●	●
Electric adjustable heated folding door mirrors	●	●	●
Electric parking brake (includes hill assist)	●	●	●
Auto dimming rear view mirror	●	●	●
Frameless rear view mirror	–	●	●

3008 SUV



EQUIPMENT

- STANDARD
- OPTIONAL
- UNAVAILABLE



COMFORT & CONVENIENCE

	ALLURE	GT	GT SPORT
Multi-Function Trip Computer	●	●	●
Privacy glass rear side and tailgate windows	●	●	●
One-touch electric windows with pinch protection	●	●	●
Door mirrors auto dipping in reverse function	●	●	●
Remote central locking (two remotes)	●	●	●
Two-position boot floor	●	●	●
Hands free tailgate (with foot sensor)	●	●	●
Tyre pressure sensor	●	●	●

IN CAR ENTERTAINMENT & COMMUNICATION

	ALLURE	GT	GT SPORT
Bluetooth® & USB	●	●	●
DAB Radio (Digital Audio Broadcasting)	●	●	●
Apple CarPlay® & Android Auto™ ¹	●	●	●
Voice recognition (radio and telephone features)	●	●	●
3D navigation	●	●	●
FOCAL® premium Hi-Fi speaker system, 515 watts, 4 Speakers, 4 Tweeters, Central Speaker, Sub woofer and 12 channel digital amplifier. Includes acoustic laminated front side windows	–	–	●

INTERIOR FEATURES

	ALLURE	GT	GT SPORT
Blue ambient lighting to head-up instrument panel	●	●	●
Blue ambient lighting to front door panels, storage, footwells and Cup Holders	–	●	●
Dashboard and door panel finish: Breneo fabric	●	–	–
Dashboard and door panel finish: Alcantara®	–	●	–

INTERIOR FEATURES

	ALLURE	GT	GT SPORT
Dashboard and door panel finish: Lime wood	–	○ ²	●
Front central console with two Cup Holders	●	●	●
Rear armrest with ski flap and two Cup Holders	●	●	●
Gear lever trim in full grain leather and chrome	●	●	●
Mistral full-grain leather steering wheel with stitch detail	●	–	–
Mistral full-grain perforated leather steering wheel with Aikinite stitch detail and satin chrome 'GT' emblem	–	●	●
Two front interior light with reading spotlights and rear interior light with timer	●	●	●
Vanity mirrors	●	●	●
Stainless steel front door sill scuff plates	–	●	●
Map pockets on front seat backs	●	●	●
Chrome trimmed accelerator and brake pedals	–	●	●
Roof lining - Light grey	●	–	–
Roof lining - Premium Mistral black	–	●	●
Satin steel chrome gear shifter and toggle switch trim	●	●	●
Three 12V sockets (dashboard, rear cabin and load area)	●	●	●

EXTERIOR FEATURES

	ALLURE	GT	GT SPORT
Aluminium roof bars	●	●	●
Body colour rear spoiler with stainless steel edging trim	●	–	–
Nera black door mirror shells	●	●	●
Front bumper lower trim in Lion Grey	●	●	–
Front wing trim: black with chrome detail	●	●	–

3008 SUV



EQUIPMENT

- STANDARD
- OPTIONAL
- UNAVAILABLE



ALLURE GT GT SPORT



ALLURE GT GT SPORT

EXTERIOR FEATURES

	ALLURE	GT	GT SPORT
Gloss black strip rear cluster connecting strip	●	●	●
Radiator grille with chrome edge trim and facets	●	●	–
'Diamond Black' contrasting roof	–	●	●
Sports front bumper design	–	●	●
Stainless steel front door sill scuff plates	–	●	●
Twin exhaust effect trim	–	●	●
Wheel arch extensions	●	●	●
18" Los Angeles alloy wheels	●	–	–
18" Detroit two tone finish diamond cut alloy wheels	–	●	–
19" Washington onyx black finish diamond cut alloy wheels	–	–	●
Black Pack - Front grille, front and rear badging, front and rear 'PEUGEOT' lettering, rear bumper strip, lower bumper trim, side door trim, front wing trims, window surrounds in black/dark chrome/satin black	–	–	●
Panoramic opening glass roof (with satin black electric interior blind and blue ambient lighting in blind)	–	○ ¹	●

EXTERIOR LIGHTING & VISIBILITY

	ALLURE	GT	GT SPORT
LED headlights	●	–	–
Full LED adaptive headlights with static corner lighting	–	●	●
LED daytime running lights with integrated fog light function	●	●	●
Door mirror mounted LED puddle lights	●	●	●
Door mirror mounted LED 'PEUGEOT logo' projection puddle lights	–	○ ²	○ ²
Rear full LED 3D PEUGEOT signature 'Claw Effect' lights	●	●	●
Front windscreen wiper with 'Magic Wash' cleaning system	●	●	●

EXTERIOR LIGHTING & VISIBILITY

	ALLURE	GT	GT SPORT
Automatic dusk sensing lights	●	●	●
Automatic windscreen wipers	●	●	●
'Guide me home' light function	●	●	●

SEATING

	ALLURE	GT	GT SPORT
Driver and front passenger seat height adjustment	●	●	●
Driver seat lumbar adjustment	●	●	●
Driver and front passenger seat adjustable cushion nose	–	●	●
Driver and front passenger heated seats	–	●	●
Driver seat multi-point massage function	–	●	●
Driver seat 2 position memory function	–	●	●
Driver seat 8-way electric adjustment (includes electric lumbar adjustment)	–	●	●
Split folding 'Magic Flat' rear seat with boot accessible controls	●	●	●
Flat folding front passenger seat	●	●	●

SEAT MATERIAL

	ALLURE	GT	GT SPORT
Leather effect/Colyn fabric trim with mint green top stitch	●	–	–
Leather effect/Alcantara® trim with copper top stitch	–	●	–
Full grain Nappa leather appointed trim with grey top stitch ³	–	○ ²	●

3008 SUV



TECHNICAL SPECIFICATIONS



ALLURE / GT



GT (DIESEL)



GT SPORT



ALLURE / GT



GT (DIESEL)



GT SPORT

ENGINE

Type	1.6 litre turbo petrol	2.0 litre turbo diesel with stop & start system	1.6 litre turbo petrol with stop & start system
Cylinders	4	4	4
Cubic capacity (cc)	1598	1997	1598
Bore x Stroke (mm)	77 x 85.8	85 x 88	77 x 85.8
No. of valves	16	16	16
Max power (kW @ rpm)	121 @ 6000	131 @ 3750	133 @ 5500
Max torque (Nm @ rpm)	240 @ 1400	400 @ 2000	250 @ 1650
Emission standard	Euro 6	Euro 6	Euro 6.3

TRANSMISSION

Type	6-speed Auto	8-speed Auto	8-speed Auto

PERFORMANCE

Maximum speed (km/h)	201	207	222
Acceleration 0-100km/h (sec) ¹	9.9	9.0	8.8

STEERING

Power steering	Electric
----------------	----------

SUSPENSION

Front	Independent wheels - Pseudo-MacPherson axle, coil springs and integrated and pressurised hydraulic shock absorbers
Rear	Semi-independent wheels - Twist beam axle, hydraulic and pressurised shock absorbers

BRAKES

Front discs	Ventilated disc brakes with sliding caliper and automatic wear adjustments
Rear discs	Sliding calliper disc brakes

WHEELS & TYRES

Wheel Size / Tyre	18" - 225/55 R18	18" - 205/55 R18	19" - 225/55 R19
Space saving spare wheel	18" - 135/80 R18	18" - 135/80 R18	18" - 135/80 R18

WEIGHTS (kg)

Gross vehicle weight	1950/1960	2090	1970
Kerb weight	1400/1422	1540	1429
Tare weight	1371/1390	1504	1397
Maximum braked towing load	1550	1750	1550
Maximum unbraked towing load	600	750	750

DIMENSIONS (mm)

Length	4447		
Width mirrors open/folded	2098 / 1906		
Height	1624		
Wheelbase	2675		
Front/rear overhang	925/849	923/849	925/849
Front/rear track width	1579/1587		
Front/rear overhang (degrees)	20/29		



3008 SUV



TECHNICAL SPECIFICATIONS



ALLURE



GT PETROL



GT DIESEL



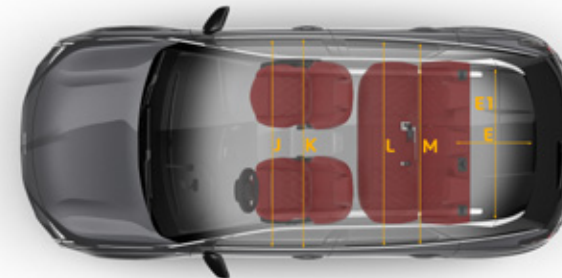
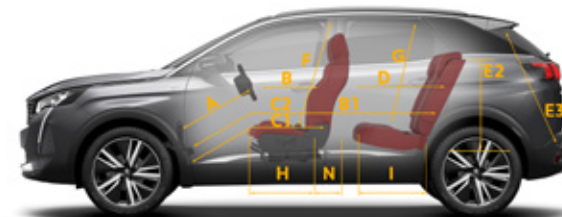
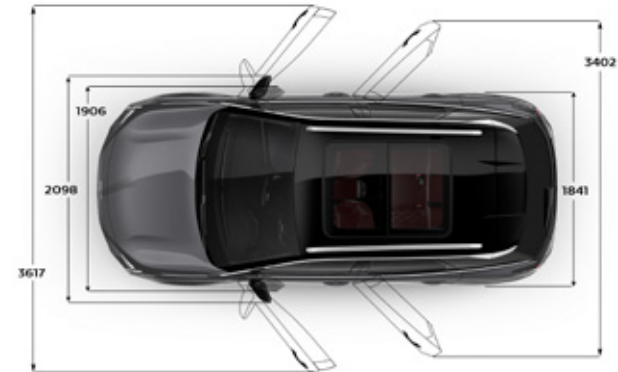
GT SPORT

DIMENSIONS (m)

Turning circle 10.7

FUEL & EMISSIONS*

Combined Cycle (l/100km)	7.3	7.0	5.0	5.6
City Cycle (l/100km)	10.1	9.8	5.8	6.4
Highway Cycle (l/100km)	5.7	5.3	4.6	5.1
CO ₂ emissions (g/km)	165	156	130	128
Fuel tank capacity (l)	53	53	53	53



A	746
B	587
C1	816
C2	1706
D	889
E	919
E1	1053
E2	609
E3	821
F	915
G	912
H	612
I	554
J	1451
K	1493
L	1422
M	1484
N	240



BOOT VOLUMES

1670 Litres / 1482 dm³
with 2nd rear seats
folded down



591 Litres / 520 dm³



Peugeot Citroën Australia offers this information as a general guide to product specifications. All data is believed to be correct as at January 2022, however, as development is an ongoing process, changes may occur from time to time which will not necessarily be reflected herein. Therefore, Peugeot Citroën Australia reserves the right to change specifications without notice. Accordingly, this information should not be regarded as an infallible guide to correct specifications, nor does it constitute an offer for sale of any particular vehicle. Whilst all care has been taken to provide you with information in regards to the general use of PEUGEOT products, you should not rely solely on the information provided in this brochure. Dealers are not agents of Peugeot Citroën Australia and have absolutely no authority to bind Peugeot Citroën Australia by an express or implied undertaking or representation. Peugeot Citroën Australia is the trading name of Inchcape European Automotive Pty Limited (ABN 97 070 000 789).

*Fuel consumption results are based on NEDC's standard test procedure to provide customers with a basis for comparison of the performance of vehicles in accordance with ADR 81/02 only. No test can simulate all 'real world' driving conditions. Actual on-road fuel consumption is will vary due to factors such as traffic conditions, vehicle conditions and load, fuel quality and how the vehicle is driven. More information at www.greenvehicleguide.gov.au.

PCA7082 / MY22 / 101.22



3008 SUV



CONFIGURE



CURRENT OFFERS \$

ACCESSORIES



FIND A DEALER

