

PEUGEOT 3008 SUV - Options

Standard									
Optional									
Unavailable									
		ACTIVE	ALLURE	GT LINE	GT LINE PREMIUM	GT	Basic BRP € Excluding VAT	VAT @ 20%	Total BRP € Including VAT
PAINT									
Black Diamond roof (cannot be ordered in conjunction with Nero Black body colour)	JD20	○	○	●	●	●	233.33	46.67	280.00
Metallic paint	MO..	○	○	○	○	○	479.17	95.83	575.00
Pearlescent/special paint	M6./MS..	○	○	○	○	○	604.17	120.83	725.00
White paint	PO..	○	○	-	-	-	250.00	50.00	300.00
SAFETY AND SECURITY									
ACC STOP: Adaptive Cruise Control with Stop function (only available on EAT8 automatic transmission) <i>Not available on HYBRID versions</i>	ZV17	-	○	○	○	●	333.33	66.67	400.00
ACC STOP: Adaptive Cruise Control with Stop function <i>Only available on HYBRID versions</i>	ZVDD	-	○	○	-	●	333.33	66.67	400.00
ACC 30: Adaptive Cruise Control with speed reduction to 30km/h (only available on manual transmission)	ZV17	-	○	○	○	-	333.33	66.67	400.00
Advanced Grip Control* (no change to alloy wheel size, includes 18" 'Los Angeles' wheel and space saver spare wheel) <i>Not available on HYBRID versions</i>	UF02	-	○	○	-	-	250.00	50.00	300.00
Advanced Grip Control* (Reduces alloy wheel size to 18" 'Los Angeles' and space saver spare wheel) <i>Not available on HYBRID versions</i>	UF02	-	-	-	-	○	166.67	33.33	200.00
COMFORT AND CONVENIENCE									
PEUGEOT Open and Go system (keyless entry with start/stop button). <i>Standard on HYBRID versions.</i>	YD04	-	○	○	●	●	291.67	58.33	350.00
Smart electric tailgate (also includes PEUGEOT Open and Go option YD04)	MO02	-	○	○	●	●	625.00	125.00	750.00
Visio Park 2: 360° Colour camera system + automated parking assistance	WY18	-	○	○	○	●	375.00	75.00	450.00
INTERIOR FEATURES									
Aluminum Pack: aluminium pedals and front door sills. <i>Not available on HYBRID versions.</i>	YE02	-	-	○	○	●	83.33	16.67	100.00
Grey 'Grevat' alcantara and leather effect seat trim with Aikinite double stitch detail. <i>Only available on GT Line HYBRID.</i>	OJFT	-	-	○	-	-	541.67	108.33	650.00
Claudia Mistral leather seat trim: includes heated front seats, longitudinal adjustment to cushion nose. (Driver seat only: multi-way electric adjustment, 2 position memory function, multi-point massage function, electric lumbar adjustment)** <i>Not available on HYBRID versions.</i>	QRFX	-	○	-	-	-	1,241.67	248.33	1,490.00
Heated front seats + driver seat multi-point massage function	WACG	-	○	○	●	-	466.67	93.33	560.00
Heated front seats, longitudinal adjustment to cushion nose. (Driver seat only: multi-way electric adjustment, 2 position memory function, multi-point massage function, electric lumbar adjustment) (Not available in conjunction with options WACG / QRFX / OJFT / BDFH)	WAC1	-	○	○	-	-	866.67	173.33	1,040.00
Longitudinal adjustment to cushion nose. (Driver seat only: multi-way electric adjustment, 2 position memory function, electric lumbar adjustment) (Not available in conjunction with option BDFH)	WAC1	-	-	-	○	-	400.00	80.00	480.00
Nappa Mistral full grain leather trim with Aikinite double stitch detail: includes heated front seats, longitudinal adjustment to cushion nose. (Driver seat only: multi-way electric adjustment, 2 position memory function, multi-point massage function, electric lumbar adjustment)** (Not available in conjunction with option WACG / WAC1)	BDFH	-	-	○	-	●	1,491.67	298.33	1,790.00
IN CAR ENTERTAINMENT									
FOCAL* premium HIFI speaker system	UN02	-	○	○	○	●	491.67	98.33	590.00
Smartphone charging plate	WP29	-	○	●	●	●	100.00	20.00	120.00
230V socket (located in rear centre console, 3-pin outlet)	WP30	-	-	-	●	○	100.00	20.00	120.00
CONNECTED 3D NAVIGATION SUBSCRIPTIONS									
TomTom Live services subscription – 3 years****A	N/A	-	●	●	●	●	0.00	0.00	0.00
TomTom Live services subscription – 1 year extension (4 years total)****A	N/A	-	○	○	○	○	45.83	9.17	55.00
TomTom Live services subscription – 3 year extension (6 years total)****A	N/A	-	○	○	○	○	104.17	20.83	125.00
SpeedCam / Danger Zones subscription – 1 year****A	N/A	-	○	○	○	○	57.50	11.50	69.00
SpeedCam / Danger Zones subscription – 3 years****A	N/A	-	○	○	○	○	115.83	23.17	139.00
EXTERIOR FEATURES									
Full size alloy spare wheel (prevents lowering of two position boot floor) * Not available with Advanced Grip Control*. <i>Not available on HYBRID versions.</i>	ZHB1	-	○	○	-	-	83.33	16.67	100.00
Full size alloy spare wheel (prevents lowering of two position boot floor) * Not available with Advanced Grip Control*. <i>Not available on HYBRID versions.</i>	ZHFQ	-	-	-	-	○	83.33	16.67	100.00
Panoramic opening glass roof (with electric interior blind)	OK02	-	○	○	●	●	725.00	145.00	870.00
Tow bar: detachable without tools, includes TSM (Trailer Sway Mitigation system) (13 pin plug)	D336	○	○	○	○	○	458.33	91.67	550.00
18" 'Detroit' diamond cut alloy wheels (includes space saver spare wheel) * Not available with Advanced Grip Control*. <i>Not available on HYBRID versions.</i>	ZHBG	○	●	●	-	-	250.00	50.00	300.00
19" 'Washington' diamond cut alloy wheels (includes tyre repair kit). <i>Only available on HYBRID versions.</i>	ZHCA	-	○	○	-	●	250.00	50.00	300.00
19" 'Washington' diamond cut alloy wheels (includes space saver spare wheel) * Not available with Advanced Grip Control*. <i>Not available on HYBRID versions.</i>	ZHCB	-	○	○	●	●	250.00	50.00	300.00
19" 'Washington' diamond cut alloy wheels (includes full size spare wheel, prevents lowering of two position boot floor) * Not available with Advanced Grip Control*. <i>Not available on HYBRID versions.</i>	ZHFQ	-	○	○	-	-	333.33	66.67	400.00
EXTERIOR LIGHTING AND VISIBILITY									
Full LED headlights (includes LED fog lights with static cornering function, sports front bumper and grille)	ZE17	-	○	●	●	●	708.33	141.67	850.00
PLUG-IN HYBRID									
7.4kW Monophasic on board charger. <i>Only available on HYBRID versions.</i>	LZ02	-	○	○	-	○	250.00	50.00	300.00

** Some surfaces contain artificial leather

*** Additional terms and conditions apply to connected services, including customer acceptance of location sharing prior to activation.

^Subject to subscription – after you have taken delivery of your vehicle, please subscribe on: <https://services-store.peugeot.co.uk/>

PEUGEOT 3008 SUV - Equipment

Standard	●
Optional	○
Unavailable	-

ACTIVE	ALLURE	GT LINE	GT LINE PREMIUM	GT
--------	--------	---------	-----------------	----

BODYSTYLE

5 Door SUV (Sports Utility Vehicle)	●	●	●	●	●
-------------------------------------	---	---	---	---	---

SAFETY AND SECURITY

ABS (Anti-lock Braking System) with REF (Electronic Braking Distribution) and AFU (Emergency Braking Assistance)	●	●	●	●	●
ACC Stop (Adaptive Cruise Control with stop function)	-	○	○	○	●
Airbags: Adaptive driver and front passenger airbags (includes passenger airbag deactivation function)	●	●	●	●	●
Airbags: Driver and front passenger side airbag	●	●	●	●	●
Airbags: Front and rear curtain airbags	●	●	●	●	●
Alarm (perimetric, volumetric with lift and tilt sensor on HYBRID and 2.0L BlueHDi versions)	●	●	●	●	●
Automatic door locking when moving off	●	●	●	●	●
Automatic hazard light activation upon heavy brake application	●	●	●	●	●
CDS (Dynamic Stability Control) and ASR (Electronic Anti-skid System)	●	●	●	●	●
Electric child locking functionality on rear windows and doors	●	●	●	●	●
DAA1 (Driver attention alert system)	●	-	-	-	-
Electronic code immobiliser	●	●	●	●	●
Exterior temperature indicator with ice warning	●	●	●	●	●
Front optimised safety headrests and rear retractable headrests (x3), height-adjustable.	●	●	●	●	●
Front three-point retractable seatbelts, height-adjustable, with pre-tensioners and force limiters	●	●	●	●	●
Front ventilated disc brakes, rear disc brakes	●	●	●	●	●
Gear Shift Indicator	●	●	●	●	●
Headlights left on audible warning	●	●	●	●	●
Isofix child seat fittings (x3) in the front passenger and outer rear seats	●	●	●	●	●
Lane departure warning system	●	●	●	●	●
PEUGEOT Connect SOS and Assistance	-	●	●	●	●
Programmable cruise control and speed limiter	●	●	●	●	-
Rear three-point retractable seatbelts (x3), with pre-tensioners and force limiters in the outer rear seats	●	●	●	●	●
Safety Pack: V-AEB (Automatic Emergency Braking System)	●	●	●	●	●
Safety Pack: Distance alert system	●	●	●	●	●
Safety Plus Pack: ABSD (Active Blind Spot Detection)	-	●	●	●	●
Safety Plus Pack: LKA (Active Lane Keeping Assistance)	-	●	●	●	●
Safety Plus Pack: DAA3 (Advanced Driver Attention Alert)	-	●	●	●	●
Safety Plus Pack: PEUGEOT Smartbeam Assistance	-	●	●	●	●
Seatbelt not fastened audible and visual alert for front seats	●	●	●	●	●
Seatbelt unfastened on the move audible and visual alert for front and rear seats	●	●	●	●	●
AVAS: Acoustic Vehicle Alerting System. Generates a sound when travelling at low speed, audible outside the vehicle for pedestrian safety. Standard on all HYBRID versions.	-	●	●	-	●
3.7kW monophase on board charger. Standard on all HYBRID versions	-	●	●	-	●
Mode 3 Type 2 cable for wallbox charging. Standard on all HYBRID versions	-	●	●	-	●
Self levelling headlights (linked to full LED headlight option)	-	○	●	●	●
Speed limit recognition and recommendation	●	●	●	●	●
Speed limit and road sign recognition and recommendation (standard on HYBRID versions)	-	●	●	-	●
Steel space saver spare wheel (tyre repair kit with HYBRID and 2.0L BlueHDi 180 EAT8 S&S versions)	●	●	●	●	●

COMFORT AND CONVENIENCE

Automatic dual zone climate control	●	●	●	●	●
Central front armrest with butterfly-wing opening and illuminated storage compartment	●	●	●	●	●
Dark tinted rear side and tailgate windows	-	●	●	●	●
Electric and heated door mirrors	●	●	●	●	●
Electric parking brake (includes hill assist)	●	●	●	●	●
Electric power steering with reach- and rake-adjustable steering column	●	●	●	●	●
Front central console with two cup-holders	●	●	●	●	●
Front interior light with reading spotlights (x2) and rear interior light with timer	●	●	●	●	●
Front windscreen wiper with "Magic Wash" cleaning system	●	●	●	●	●

Grab handles (x4), retractable, damped	●	●	●	●	●
Heated rear windscreen with integrated antenna	●	●	●	●	●
Illuminated glove box	●	●	●	●	●
Illuminated vanity mirrors	-	●	●	●	●
LED interior lighting (roof)	-	●	●	●	●
LED interior lighting (storage spaces, load area)	-	-	●	●	●
Map pockets on front seat backs	●	●	●	●	●
Mechanical height-adjustable driver's seat	●	●	●	●	●
Multifunction trip computer	●	●	●	●	●
New PEUGEOT i-Cockpit*	●	●	●	●	●
New PEUGEOT i-Cockpit*: configurable 12.3" head-up digital instrument panel	●	●	●	●	●
New PEUGEOT i-Cockpit*: 8.0" capacitive touchscreen	●	●	●	●	●
New PEUGEOT i-Cockpit*: compact sports steering wheel	●	●	●	●	●
Driver Sport Pack	-	-	●	●	●
One-touch electric front and rear windows with pinch protection	●	●	●	●	●
Parking sensors - rear	●	●	●	●	●
Parking sensors - front and rear	-	●	●	●	●
PEUGEOT Open and Go (keyless entry and push button start) - Standard on all HYBRID versions	-	○	○	●	●
Power folding door mirrors with blind spot detection indicator and auto dipping function in reverse gear	-	●	●	●	●
Reading spotlights (x2), in rear	●	●	●	●	●
Rear armrest with ski flap and two cup holders	●	●	●	●	●
Rear centre console ventilation system	●	●	●	●	●
Rear coat hooks (x2)	●	●	●	●	●
Rear windscreen wiper triggered automatically in reverse gear	●	●	●	●	●
Remote central locking (two remotes)	●	●	●	●	●
Smart electric tailgate (includes foot operation)	-	○	○	●	●
Two-position boot floor (unavailable on HYBRID versions)	●	●	●	●	●
Fixed boot floor with access to the charging cable storage box - HYBRID versions ONLY	-	●	●	-	●
Visio Park 2: 360° Colour camera system + automated parking assistance	-	○	○	○	●
1/3 – 2/3 folding rear seat ("Magic Flat" modularity with controls accessible from the boot - unavailable on HYBRID versions).	●	●	●	●	●
Charge management: Control, plan, launch and check the vehicle's charge remotely. HYBRID ONLY	-	●	●	-	●
Climate preset: Remotely plan and control the heating or air conditioning in your car. HYBRID ONLY	-	●	●	-	●
180° colour reversing camera	-	●	●	●	●

INTERIOR FEATURES

Aikinite contrast stitching to armrest, gear lever gaiter and dashboard fascia	-	-	●	●	●
Blue ambient lighting for connecting zone	●	●	●	●	●
Blue ambient lighting to head-up instrument panel	●	●	●	●	●
Blue ambient lighting to front door panels, central storage and cupholders	-	●	●	●	●
Dashboard, front and rear door panel finish: carbon effect	●	-	-	-	-
Dashboard, front and rear door panel finish: 'Brumeo' fabric	-	●	●	●	-
Dashboard, front and rear door panel finish: grey oak *Consult 'Trim & Wheels' page for further details*	-	-	-	-	-
Fixing rings (x4), in load area	●	●	●	●	●
Flocked front door pocket interior with blue ambient lighting	-	-	●	●	●
Flocked glove box interior	●	●	●	●	●
Gear lever- automatic in satin chrome	●	●	●	●	-
Gear lever- automatic in satin chrome	-	-	-	-	●
Gear lever - satin chrome (8 speed gearbox)	●	●	●	●	-
Mode selector (Electric, Hybrid, Sport) for HYBRID 225 versions	-	-	●	●	●
Mode selector (Electric, Hybrid, Sport, 4WD) & Hill Assist Descent Control for HYBRID4 300 versions	-	-	-	●	●
Mistral floor mats with Aikinite contrast stitching	-	-	●	●	●
Leather steering wheel with stitch detail	●	●	-	-	-

ACTIVE	ALLURE	GT LINE	GT LINE PREMIUM	GT
--------	--------	---------	-----------------	----

PEUGEOT 3008 SUV - Equipment

Standard	●
Optional	○
Unavailable	-

	ACTIVE	ALLURE	GT LINE	GT LINE PREMIUM	GT
Mistral full-grain perforated leather steering wheel with Aikinite stitch detail and satin chrome 'GT Line' emblem	-	-	●	●	-
Mistral full-grain perforated leather steering wheel with Aikinite stitch detail and satin chrome 'GT' emblem	-	-	-	-	●
Roof lining - Salin light grey	●	●	-	-	-
Roof lining - Mistral black	-	-	●	●	●
Satin chrome dashboard trim	●	●	●	●	●
Satin chrome digital instrument panel and touchscreen trim	-	●	●	●	●
Satin chrome front door panel recess trim	-	●	●	●	●
Satin chrome interior door handles	●	●	●	●	●
Satin chrome 'Scorpion's Tail' and toggle switch trim	●	●	●	●	●
Seating: driver and front passenger seat adjustable cushion nose	-	○	○	○	●
Seating: driver and front passenger seat heating	-	○	○	●	●
Seating: driver and front passenger seat height adjustment	-	●	●	●	●
Seating: driver seat lumbar adjustment	-	●	●	●	●
Seating: driver seat manual adjustment (longitudinal and back rest angle)	●	●	●	●	-
Seating: driver seat multi-point massage function	-	○	○	●	●
Seating: driver seat 2 position memory function	-	○	○	○	●
Seating: driver seat multi-way electric adjustment (includes electric lumbar adjustment)	-	○	○	○	●
Seating: front passenger seat, flat folding with picnic table	-	●	●	●	●
Seating: front passenger seat manual adjustment (longitudinal and back rest angle)	●	●	●	●	●
Seating trim: mistral 'Meco' cloth seat trim	●	-	-	-	-
Seating trim: mistral 'Piedimonte' leather effect and cloth seat trim	-	-	-	-	-
Seating trim: mistral 'Imila' leather effect and cloth seat trim with Aikinite double stitch detail	-	-	●	●	-
Seating trim: grey 'Greval' alcantara and leather effect seat trim - HYBRID ONLY	-	-	○	-	-
Seating trim: Nappa mistral full grain leather seat trim with Aikinite double stitch detail	-	-	○	-	●
IN CAR ENTERTAINMENT					
Bluetooth® telephone facility	●	●	●	●	●
DAB Radio (Digital Audio Broadcasting)	●	●	●	●	●
FOCAL® premium HIFI speaker system	-	○	○	○	●
Mirror Screen*: (Apple CarPlay™ and Android Auto)	●	●	●	●	●
Smartphone charging plate	-	○	●	●	●
USB Socket	●	●	●	●	●
Voice recognition (radio, navigation and telephony features)	-	●	●	●	●
Connected 3D Navigation: includes TomTom® Live updates (3 year subscription)*^	-	●	●	●	●
6-Speaker radio, MP3 compatible	●	●	●	●	●
230V Socket	-	-	-	●	○
12 V sockets (x3) (dashboard, rear cabin and load area)	●	●	●	●	●
EXTERIOR FEATURES					
Aluminium longitudinal roof bars	●	●	●	●	●
Body-colour exterior door handles	●	●	●	●	●
Body-colour rear spoiler with stainless steel edging trim	●	●	●	●	●
Body protectors (bottom of front and rear bumpers + wheel arches + protection at bottom of doors) in black	●	●	●	●	●
Chrome front fog light trim	●	●	●	●	●
Chrome rear bumper fascia	●	●	●	●	●
Door mirror shells: body colour	●	●	-	-	-
Door mirror shells: Nera black (linked to 'Black Diamond' roof option)	○	○	●	●	●
Front bumper scuff plate in Lion Grey	-	●	●	●	●

Front wing trim: black
Front wing trim: black with chrome detail
Gloss black B and C pillar and aerodynamic deflector trim
Gloss black strip rear cluster connecting strip
Gloss black windscreen trim
'GT Line' emblems in satin copper (front wings and tailgate) - Unavailable on HYBRID versions
'GT' emblems in satin copper (front wings and tailgate) - Unavailable on HYBRID versions
HYBRID' / 'HYBRID4' emblems on front wings and tailgate - Standard on HYBRID versions.
Panoramic opening glass roof (with electric interior blind and blue ambient lighting)
Radiator grille: chrome edge trim and facets
Radiator grille: chrome edge trim with chequered design and black 'PEUGEOT' lettering
Roof - body colour
Roof - 'Black Diamond'
Side window trim: black rubber
Side window trim: chrome
Sports front bumper design
Stainless steel door sill scuff plates - Unavailable on HYBRID versions
Stainless steel roof arch trim
Twin exhaust effect trim
17" 'Chicago' alloy wheels
18" 'Detroit' diamond cut alloy wheels
19" 'Washington' two tone diamond cut alloy wheels

EXTERIOR LIGHTING AND VISIBILITY

Halogen fog lights
Door mirror mounted LED courtesy approach lights
Door mirror mounted LED 'PEUGEOT Lion' approach lights
Full LED headlights
Halogen headlights
LED daytime running lights built into the headlamp unit
LED fog lights (include static cornering function)
LED sequential scrolling front indicators
LED side indicator lights integrated into door mirrors
Rear numberplate lights (x2)
Rear LED PEUGEOT signature 'Claw Effect' lights (with daylight function)
Visibility pack: automatic lights
Visibility pack: automatic windscreen wipers
Visibility pack: electrochromic rear view mirror (auto dimming)
Visibility pack: 'follow me home headlights'
Frameless rear view mirror with 'Electric' mode light on HYBRID versions

ACTIVE	ALLURE	GT LINE	GT LINE PREMIUM	GT
●	-	-	-	-
-	-	-	-	●
●	●	●	●	●
●	●	●	●	●
●	●	●	●	●
-	-	●	●	-
-	-	-	-	●
-	●	●	-	●
-	○	○	●	●
●	●	-	-	-
-	-	●	●	●
○	○	●	●	●
●	●	-	-	-
-	-	●	●	●
○	●	-	-	-
-	○	○	-	-
-	○	○	●	●
●	●	-	-	-
-	-	●	●	●
-	-	●	●	●
-	○	●	●	●
●	●	●	●	●
●	●	●	●	●
●	●	●	●	●
●	●	●	●	●
●	●	●	●	●
●	●	●	●	●
-	●	●	-	●




*Additional terms and conditions apply to connected services, including customer acceptance of location sharing prior to activation.

^Subject to subscription – after you have taken delivery of your vehicle, please subscribe on: <https://services-store.peugeot.co.uk/>

		ACTIVE	ALLURE		GT LINE			GT LINE PREMIUM	GT
Upholstery		Mistral 'Meco' cloth seat trim	Mistral 'Piedimonte' leather effect and cloth seat trim	Claudia Mistral leather seat trim	Mistral 'Imila' leather effect and cloth seat trim	Grey 'Greval' alcantara and leather effect seat trim (HYBRID ONLY)	Nappa Mistral full grain leather trim	Mistral 'Imila' leather effect and cloth seat trim	Nappa Mistral full grain leather trim
Top-stitching		'God'	'Concrete'		'Aikinite'			'Aikinite'	'Aikinite'
Carpets / Roof-lining		Mistral black / Salin Light grey	Mistral black / Salin Light grey		Mistral black / Mistral black			Mistral black / Mistral black	Mistral black / Mistral black
SOLID PAINT									
Hurricane Grey	P09G	●	●	○	●	○	○	●	●
Bianca White	P0WP	○	○	○	-	-	-	-	-
METALLIC PAINT									
Cumulus Grey	M0F4	○	○	○	-	-	-	-	-
Nimbus Grey	M0VL	-	-	-	○	○	○	○	○
Amazonite Grey	M0KL	○	○	○	○	○	○	○	○
Nera Black	M09V	○	○	○	○	○	○	○	○
Magnetic Blue	M0EG	○	○	○	○	○	○	○	○
Sunset Copper	M0LG	○	○	○	○	○	○	○	○
3-LAYERED PAINT									
Ultimate Red	M5F3	○	○	○	○	○	○	○	○
Pearlescent White	M6N9	○	○	○	○	○	○	○	○
BLACK DIAMOND ROOF*									
Nera Black	JD20	○	○	○	●	●	●	●	●



PEUGEOT 3008 SUV - Upholstery Options

	ACTIVE	ALLURE		GT LINE			GT LINE PREMIUM	GT
Upholstery	Mistral 'Meco' cloth seat trim	Mistral 'Piedimonte' leather effect and cloth seat trim	Claudia Mistral leather seat trim	Mistral 'Imila' leather effect and cloth seat trim	Grey 'Greval' alcantara and leather effect seat trim (HYBRID ONLY)	Nappa Mistral full grain leather trim	Mistral 'Imila' leather effect and cloth seat trim	Nappa Mistral full grain leather trim
Trim Code	47FX	48FX	QRFX	48FH	OJFT	8DFH	48FH	8DFH
Top-stitching	'Goo'	'Concrete'		'Aikinite'			'Aikinite'	'Aikinite'
Seat Trim Availability	●	●	○	●	○	○	●	●
Dashboard and Door Panel finish	'Carbon Effect'	'Brumeo' Fabric						'Grey Oak'
	Standard with all paint finishes	Standard with all point finishes						Standard with all point finishes
								
Panel Finish Availability	●	●						●



Mistral 'Meco' cloth seat trim



Mistral 'Piedimonte' leather effect and cloth seat trim




Claudia Mistral leather seat trim



Mistral 'Imila' leather effect and cloth seat trim



Grey 'Greval' alcantara and leather effect seat trim



Nappa Mistral full grain leather trim

PEUGEOT 3008 SUV - Alloy Wheel Options

	ACTIVE	ALLURE	GT LINE	GT LINE PREMIUM	GT
17" 'Chicago' alloy wheels	●	-	-	-	-
18" 'Detroit' two tone diamond cut alloy wheels	○	●	●	-	-
18" 'Los Angeles' two tone diamond cut alloy wheels *only available in conjunction with Advanced Grip Control**	-	○	○	-	○
19" 'Washington' two tone diamond cut alloy wheels (includes tall & narrow tyre for increased efficiency)	-	○	○	●	●



17" 'Chicago'



19" 'Washington'



18" 'Detroit'



18" 'Los Angeles'

		1.2L PureTech 130 S65 6-speed manual	1.2L PureTech 130 EAT8 S65 8-speed Efficient Automatic Transmission	1.6L PureTech 180 EAT8 S65 8-speed Efficient Automatic Transmission	1.5L BlueHDi 130 S65 6-speed manual	1.5L BlueHDi 130 EAT8 S65 8-speed Efficient Automatic Transmission	2.0L BlueHDi 180 EAT8 S65 8-speed Efficient Automatic Transmission	
DRIVETRAIN	Fuel type	Petrol	Petrol	Petrol	Diesel	Diesel	Diesel	
	Stop and Start functionality	•	•	•	•	•	•	
	Cubic capacity (cc)	1199	1199	1598	1499	1499	1997	
	Maximum power hp (Kw)	131 (96) @5500	131 (96) @5500	181 (133) @5500	131 (96) @3750	131 (96) @3750	177 (130) @3750	
	Maximum torque lb/ft (Nm)	170 (230) @ 1750	170 (230) @ 1750	184 (250) @ 1750	221 (300) @ 1750	221 (300) @ 1750	295 (400) @ 2000	
	6 speed manual	•			•			
8 speed automatic		•	•		•	•		
BRAKES	Front and rear discs	Front: Ventilated disc brakes with sliding caliper and automatic wear adjustment / Rear: Sliding caliper disc brakes						
SUSPENSION AND TYRES	Front suspension	Independent wheels - Pseudo-Mac Pherson axle, coil springs and integrated and pressurised hydraulic shock absorbers						
	Rear suspension	Semi-independent wheels - Twist beam axle, hydraulic and pressurised shock absorbers						
	Size - 17" tyres	215/65 R17 V ULRR						
	Size - 18" tyres	225/55 R18 V ULRR						
	Size - 19" 'Tall & Narrow' tyres	205/55 R19 V						
Spare wheel (space saver)	•	•	•	•	•	•		
FUEL	Capacity (litres)	53						
REGULATED EMISSIONS	Carbon monoxide (mg/km)	545	442.9	616.6	114.9	83.8	34.5	
	Total hydrocarbons (mg/km)	24.4	19.6	24.8	-	-	-	
	Nitrogen Oxides (mg/km)	40	21.9	35.9	40.6	30.5	30.5	
	Total Hydrocarbons + Nitrogen Oxides (mg/km)	-	-	-	62.6	51.2	32.7	
Particulate Matter (mg/km)	0.5	0.77	0.65	0.58	0.53	0.16		
FUEL CONSUMPTION, EMISSIONS and PERFORMANCE (driver only)	WLTP V. Low / V. High Fuel Consumption	Maximum speed (mph)	118	123	139	120	118	130
		Acceleration 0-62 mph driver only (sec)	10.6	10.9	8.8	11.9	12.6	9.8
		Fuel Consumption: Low MPG (litres/100km) ^	41.6 - 36.4 (6.8 - 7.8)	35.6 - 31.6 (7.9 - 8.9)	29.1 - 28.4 (9.7 - 10.0)	48.0 - 41.3 (5.9 - 6.8)	46.8 - 42.3 (6.0 - 6.7)	38.2 - 34.3 (7.4 - 8.2)
		Fuel Consumption: Medium MPG (litres/100km) ^^	46.2 - 41.1 (6.1 - 6.9)	45 - 38.8 (6.3 - 7.3)	40.6 - 36.7 (7.0 - 7.7)	58.7 - 49.6 (4.8 - 5.7)	57.9 - 49.6 (4.9 - 5.7)	47.7 - 42.7 (5.9 - 6.6)
		Fuel Consumption: High MPG (litres/100km) ^^^	55.1 - 45.4 (5.1 - 6.2)	52.9 - 43.8 (5.3 - 6.4)	47.4 - 41.1 (6.0 - 6.9)	64.1 - 56.1 (4.4 - 5.0)	65.3 - 55.0 (4.3 - 5.1)	54.4 - 48.1 (5.2 - 5.9)
		Fuel Consumption: Extra High MPG (litres/100km) ^^	44.5 - 36.3 (6.3 - 7.8)	44.1 - 34.3 (6.4 - 8.2)	38.6 - 33.3 (7.3 - 8.5)	50.0 - 44.8 (5.6 - 6.3)	53.2 - 44.5 (5.3 - 6.3)	46.1 - 39.5 (6.1 - 7.1)
		Fuel Consumption: Combined MPG (litres/100km) ^^^	47.2 - 39.7 (6.0 - 7.1)	45.2 - 37.3 (6.3 - 7.6)	39.6 - 35.2 (7.1 - 8.0)	55.1 - 48.2 (5.1 - 5.9)	56.3 - 48.0 (5.0 - 5.9)	47.3 - 41.6 (6 - 6.8)
		Regulated Emission Standard	Euro 6d	Euro 6d	Euro 6d	Euro 6d	Euro 6d	Euro 6d
		Carbon Dioxide (CO2) emissions Combined (g/km)	146 - 168	152 - 172	165 - 181	137 - 154	136 - 156	162 - 178
		VEHICLE WEIGHT INFORMATION (KG)	Gross vehicle weight	1920	1950	1960	1970	1990
Mass in service	1480		1498	1576	1572	1574	1644	
Kerb weight	1320		1320	1430	1417	1430	1480	
Gross train weight	3320		3100	3460	3470	3290	4090	
Maximum braked trailer weight	1400		1150	1500	1500	1300	2000	
Maximum tow ball weight	80		80	80	80	80	80	
INSURANCE CODES	Active	16E	16E	-	16E	16E	-	
	Allure	16E	16E	-	17E	17E	23E	
	GT Line	17E	17E	24E	17E	17E	24E	
	GT Line Premium	18E	18E	24E	17E	18E	24E	
	GT	-	-	-	-	-	24E	

The fuel consumption or electric range achieved, and CO₂ produced (where applicable), in real world conditions will depend upon a number of factors including, but not limited to: the accessories fitted (pre and post registration); the starting charge of the battery; variations in weather; driving styles and vehicle load. The WLTP (Worldwide Harmonised Light Vehicles Test Procedure) is used to measure fuel consumption, electric range and CO₂ figures.

Figures shown are for comparison purposes and should only be compared to the fuel consumption, electric range and CO₂ values of other cars tested to the same technical standard.

- ^ 'LOW': Low speed city driving, representative of city centre driving, maximum 35mph.
- ^^ 'MEDIUM': Medium speed town driving, representative of town or suburban driving, maximum 50mph.
- ^^^ 'HIGH': High speed rural driving, representative of A-road or dual carriageway driving, maximum 60mph.
- ^^ 'EXTRA HIGH': Extra High speed motorway driving, representative of a typical European motorway, maximum 81mph.
- ^^^ 'COMBINED': A mixed journey average of all elements

Figures quoted reflect a range of configurations (including non-UK market vehicles) and are subject to changes resulting from ongoing product development, range evolutions, testing and evaluations.

		HYBRID 225 e-EAT8 8-speed Efficient Automatic Transmission	HYBRID 300 e-EAT8 8-speed Efficient Automatic Transmission
PETROL ENGINE	Cubic capacity (cc)	1598	
	Maximum power hp (kW)	180 (133) @ 5500	200 (147) @ 6000
	Maximum torque lb/ft (Nm)	221 (300) @ 3000	
	Stop and Start functionality	-	
	Regulated Emission Standard	EURO 6d	
	Injection Type	Direct	
	Service Interval	20,000 miles or 1 year	
ELECTRIC MOTOR	Electric motor (integrated with the e-EAT8 gearbox)	1 at the front	1 at the front / 1 at the rear
	Maximum power hp (kW)	110 (81) @ 2500	110 (81) @ 2500 (front) 113 (83) @ 14000 (rear)
	Maximum torque lb/ft (Nm)	236 (320) @ 500 - 2500	236 (320) @ 500 - 2500 (front) 122 (166) @ 0 - 4760 (rear)
	Battery	Li-ion	
	Battery Capacity (kWh) / Battery Power (kW)	13.2 / 90	
	Battery Warranty	8 year traction battery warranty	
	Electric Range WLTP (miles)	33-39	34 - 40
	Charging Time from 0 to 100% - Standard cable (Mode 3 Type 2)	3hr 45 mins	
	Charging Time from 0 to 100% - Optional on board charger	1hr 45 mins	
	On Board Charger (kW)	3.7 as standard / 7.4 as option	
COMBINED PERFORMANCE	Combined Maximum power hp (kW)	225 (165)	300 (221)
	Combined Maximum torque lb/ft (Nm)	266 (360)	383 (520)
TRANSMISSION	Type	Automatic, Front wheel drive	Automatic, 4 Wheel Drive 4WD available up to 84 mph
	Number of gears	8	8
VEHICLE WEIGHT INFORMATION (kg)	Gross vehicle weight	2270	2330
	Mass in service	1888	2000
	Kerb weight	1760	1840
	Gross train weight	3520	3580
	Maximum braked trailer weight	1250	1250
	Maximum tow ball weight	64	64
PERFORMANCE (driver only) INFORMATION	Maximum speed in Sport mode / Electric (mph)	140 / 84	149 / 84
	Acceleration 0-62 mph driver only (sec)	8.9	6.1
FUEL CONSUMPTION & EMISSIONS	WLTP V.LOW / V.HIGH / Fuel Consumption: Combined MPG (litres/100km) ***	222.3 - 157.2 (1.3 - 1.8)	235.4 - 166.2 (1.2 - 1.7)
	Carbon Dioxide (CO2) emissions Combined (g/km) - WLTP	30 - 41	29 - 39
FUEL	Capacity (litres)	43	
REGULATED EMISSIONS	Carbon monoxide (mg/km)	459.7	587.7
	Total hydrocarbons (mg/km)	14.7	17.9
	Nitrogen Oxides (mg/km)	15.5	23.7
	Total Hydrocarbons + Nitrogen Oxides (mg/km)	-	-
	Particulate Matter (mg/km)	1.17	0.21
BRAKES	Front and rear discs	Front: Ventilated disc brakes with sliding caliper and automatic wear adjustment / Rear: Sliding caliper disc brakes	
SUSPENSION AND TYRES	Front suspension	Independent wheels - Pseudo-Mac Pherson axle, coil springs and integrated and pressurised hydraulic shock absorbers	
	Rear suspension	Semi-independent wheels - Multi-arm rear suspension, hydraulic and pressurised shock absorbers	
	Size - 18" tyres	225/55 R18 V UBRR	
	Size - 19" 'Tall & Narrow' tyres	205/55 R19 V UBRR	
	Spare wheel (space saver)	NA	
INSURANCE CODES	Active	-	-
	Allure	26E	-
	GT Line	27E	TBC
	GT Line Premium	-	-
	GT	28E	35E

The fuel consumption or electric range achieved, and CO₂ produced (where applicable), in real world conditions will depend upon a number of factors including, but not limited to: the accessories fitted (pre and post registration); the starting charge of the battery; variations in weather; driving styles and vehicle load. The WLTP (Worldwide Harmonised Light Vehicles Test Procedure) is used to measure fuel consumption, electric range and CO₂ figures.

Figures shown are for comparison purposes and should only be compared to the fuel consumption, electric range and CO₂ values of other cars tested to the same technical standard.

^ 'LOW': Low speed city driving, representative of city centre driving, maximum 35mph.

^^ 'MEDIUM': Medium speed town driving, representative of town or suburban driving, maximum 50mph.

^^^ 'HIGH': High speed rural driving, representative of A-road or dual carriageway driving, maximum 60mph.

^^ 'EXTRA HIGH': Extra High speed motorway driving, representative of a typical European motorway, maximum 81mph.

^^^ 'COMBINED': A mixed journey average of all elements

Figures quoted reflect a range of configurations (including non-UK market vehicles) and are subject to changes resulting from ongoing product development, range evolutions, testing and evaluations. For further information visit our website at peugeot.co.uk or contact your local PEUGEOT Retailer.